

INSPECTION

1. INSPECT HEATER RADIATOR FINS FOR BLOCKAGE

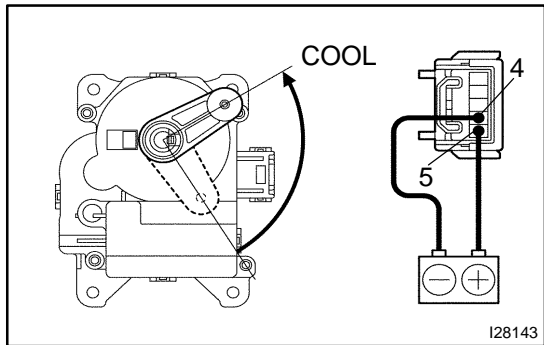
If the fins are clogged, clean them with compressed air.

2. INSPECT AIR MIX SERVOMOTOR CIRCUIT

(See page [DI-602](#))

3. INSPECT AIR MIX DAMPER POSITION CIRCUIT

(See page [DI-596](#))

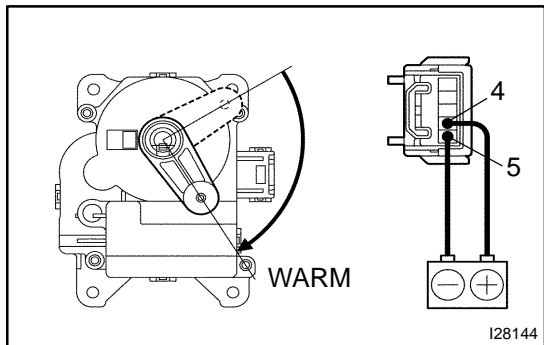


4. Manual A/C model:

INSPECT AIR MIX SERVOMOTOR

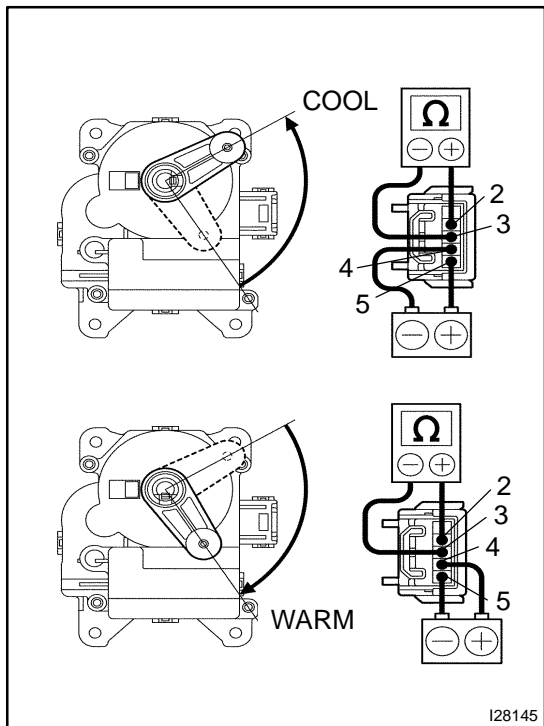
(a) Inspect servomotor operation.

- (1) Connect the positive (+) lead from the battery to terminal 5 and negative (-) lead to terminal 4, then check that the arm turns to "COOL" side smoothly.



- (2) Connect the positive (+) lead from the battery to terminal 4 and negative (-) lead to terminal 5, then check that the arm turns to "WARM" side smoothly.

If operations are not as specified, replace the air mix servomotor.



(b) Inspect position sensor resistance.

Measure resistance between terminals at servomotor arm each position as shown in the chart.

Tester connection	Condition	Specified condition
2 - 3	Arm position at "COOL"	3.8 - 5.8 kΩ
2 - 3	Arm position at "WARM"	0.95 - 1.45 kΩ

If resistance is not as specified, replace the servomotor.